


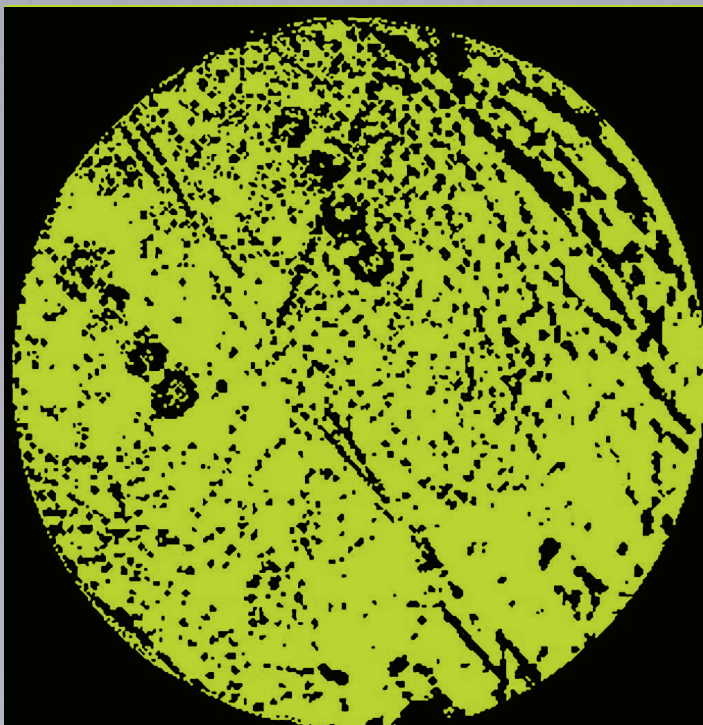
Comparative Study: DSAEK Delivery Techniques

Presented at ASCRS 2022 by Jason F. Miles, M.D.




Weiss Ophthalmic Cannula

- Preloaded DSAEK Graft
- Wound Size = 3.4mm
- No-Touch Fluid Injection
- **7.6% endothelial cell loss**



DSAEK Forceps

- Wound Size = 4.0mm
- **23% endothelial cell loss**



Busin Glide

- Wound Size (4.0mm)
- **24% endothelial cell loss**