





The Premium Choice for Glaucoma and Corneal Applications.

Tissue Type	STERILE CORNEA			STERILE SCLERA		
	Glaucoma Patch Graft					
Shape					Anatomical	Anatomical
Tissue Code*	V0103/V0106	V0131/V0139	V0129/V0137	V0146/V0154	V0151/V0158	V0150/V0157
Size & Thickness	Description: Whole moon, full thickness with scleral rim	Description: Whole moon, split thickness (9mm)	Description: Half-moon split thickness (9mm X 4.5mm)	Description: 10mm sclera disk	Description: 1/4 sclera	Description: 1/3 sclera
Processing Service Fees**	\$900	\$600	\$325	\$225	\$375	\$500

*Each pair of tissue codes are interchangeable and will provide the same type of graft. List both codes when ordering. **Valid through 06.30.2021.

Hydrated, irradiated, sterile tissue has long been the gold standard for ocular patch graft options—its low risk of post-surgical infection or immune rejection and long shelf life are obvious advantages. High operational costs and reimbursement concerns have hampered widespread use until now.

OptiGraft® sterile ophthalmic allografts make high-quality, shelf-stable, terminally-sterilized tissue an affordable option for glaucoma and corneal procedures. Developed by the Lions World Vision Institute (LWVI), OptiGraft offers a range of practical and clinical benefits.

Lions World Vision Institute is a not-for-profit company accredited by the EBAA and AATB and registered by the FDA. LWVI meets and exceeds all EBAA, AATB, and FDA regulations to provide surgeons with the highest quality tissue and allows for the best visual outcomes for their patients. As one of the largest combined eye bank and research centers in the world, Lions World Vision Institute is driven by the needs of ophthalmologists and their patients to lead in developing innovative services.

Contact us today: 813.289.1200 or cornea@LWVI.org



So the world
can see.